



TRIBHUVAN UNIVERSITY
INSTITUTE OF SCIENCE AND TECHNOLOGY
CENTRAL CAMPUS OF TECHNOLOGY (CCT), HATTISAR, DHARAN

A Project Proposal On
YOUR project Title Goes Here in UPPER CASE

Submitted To:
DEPARTMENT OF CSIT/IT
CENTRAL CAMPUS OF TECHNOLOGY (CCT), HATTISAR, DHARAN, SUNSARI,
KOSHI, NEPAL

*In partial fulfilment of the requirements for the degree of Bachelor in Information
Technology (BIT) / Bachelor's of Science in Computer Science and Information
Technology (B.Sc. CSIT)*

Submitted By:
Full Name (TU Exam Roll No)
Full Name (TU Exam Roll No)
Full name (TU Exam Roll No)

Month, 2024

TABLE OF CONTENTS

| | |
|--|------------|
| TITLE PAGE | i |
| TABLE OF CONTENTS | ii |
| LIST OF FIGURES | iii |
| LIST OF TABLES | 1 |
| 1 Introduction | 2 |
| 2 Problem Statement | 2 |
| 3 Objectives | 2 |
| 4 Methodology | 4 |
| 4.1 Requirement identification | 4 |
| 4.1.1 Study of Existing System / Literature Review | 4 |
| 4.1.2 Requirement Analysis | 4 |
| 4.2 Feasibility Study | 5 |
| 4.2.1 Technical | 5 |
| 4.2.2 Operational | 5 |
| 4.2.3 Economic | 5 |
| 4.2.4 Schedule(Gantt chart showing the project timeline) | 6 |
| 4.3 High-Level Design of System | 6 |
| 4.3.1 Methodology of the proposed system | 6 |
| 4.3.2 Flow Charts/Working Mechanism of Proposed System | 6 |
| 4.3.3 Description of Algorithms | 7 |
| 5 Expected Output | 8 |
| REFERENCES | 9 |

List of Figures

| | | |
|-----|---|---|
| 4.1 | Caption | 4 |
| 4.2 | Sample Gantt Chart demonstrating schedule feasibility | 6 |
| 4.3 | Sample flowchart | 7 |

List of Tables

| | | |
|-----|--|---|
| 4.1 | sample Cost-Benefit Analysis of the Proposed Project | 5 |
|-----|--|---|

1. Introduction

Read some papers to begin and develop your writing style. This section provides an overview of the project, including its significance and the motivation behind choosing the topic. Explain the broader context and relevance of the project, highlighting its potential impact on a specific field or problem area. Briefly describe what the project aims to achieve and the scope of work involved

Online vehicle rental systems are popular these days [1]. In the introduction, provide background information on the topic of your project. Explain the context and relevance of the problem you are addressing. Briefly state the purpose and scope of your project proposal. The introduction should capture the reader's interest and provide a high-level overview of what the proposal will cover [2]

2. Problem Statement

Clearly articulate the specific problem or issue that the project intends to address. Explain the gap or challenge in the current system or situation that your project aims to resolve. Be concise and precise, ensuring that the problem is well-defined and justifies the need for the proposed solution.

Clearly define the problem or challenge that your project aims to address. Provide details on the specific issues, limitations, or gaps that exist in the current state. Explain why this problem is important and worth solving. The problem statement should be concise, specific, and supported by relevant facts or data.

3. Objectives

List the primary goals of the project. These should be specific, measurable, achievable, relevant, and time-bound (SMART). Each objective should align with solving the problem identified in the previous section. Ensure that the objectives are clear and reflect what the project intends to accomplish.

List the key objectives or goals of your project. These should be specific, measurable, achievable, relevant, and time-bound (SMART). Clearly state what you intend to accomplish through this project and how it will contribute to solving the problem. The objectives should align with the problem statement and provide a clear direction for the project.

4. Methodology

This section should outline the approach and methods you will use to achieve the project objectives. It should include the following subsections:

4.1. Requirement identification

Conduct a thorough review of existing systems, solutions, or academic literature related to your project. Discuss how previous work relates to your project and identify any limitations

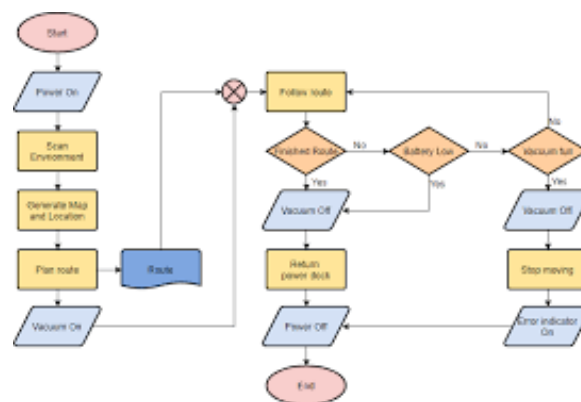


Figure 4.1: Caption

or gaps that your project aims to address.

4.1.1. Study of Existing System / Literature Review

Summarize your research on existing solutions, systems, or literature related to your project. Discuss their strengths, limitations, and how your project will build upon or differ from them.

4.1.2. Requirement Analysis

Identify and analyze your project's specific requirements, constraints, and assumptions. This includes technical, operational, and user requirements.

4.2. Feasibility Study

4.2.1. Technical

Assess the technical feasibility of your project, including the availability of necessary resources, tools, and expertise.

Assess the technical resources and expertise required for the project. Discuss whether the project is technically feasible, considering the availability of technology, tools, and skills.

4.2.2. Operational

Evaluate the operational feasibility, considering factors such as user acceptance, organizational support, and compatibility with existing systems.

Evaluate whether the project can be successfully implemented and used within the intended environment. Discuss any operational challenges and how they will be addressed.

4.2.3. Economic

Conduct a cost-benefit analysis to determine the economic feasibility of your project. Consider factors such as development costs, maintenance costs, and potential benefits or savings.

Table 4.1: sample Cost-Benefit Analysis of the Proposed Project

| Item | Description | Cost (\$) | Benefit (\$) |
|----------------------------|------------------------|------------------|---------------------|
| Development Costs | Software Development | 15,000 | - |
| Hardware Costs | Servers and Equipment | 5,000 | - |
| Training Costs | User Training Sessions | 2,000 | - |
| Maintenance Costs | Annual Maintenance | 1,000 | - |
| Total Costs | | 23,000 | - |
| Increased Efficiency | Time Savings | - | 30,000 |
| Improved User Satisfaction | User Feedback | - | 10,000 |
| Revenue Increase | New Customers | - | 20,000 |
| Total Benefits | | - | 60,000 |
| Net Benefit | | 23,000 | 37,000 |

Analyze the cost-effectiveness of the project. Consider the budget, expected benefits, and

potential return on investment. Provide a cost-benefit analysis to justify the project’s financial viability.

4.2.4. Schedule(Gantt chart showing the project timeline)

Include a Gantt chart or timeline that outlines the key milestones, tasks, and dependencies for your project. This will help demonstrate the feasibility and planning of your project. Typically we are bounded by 10-12 weeks.

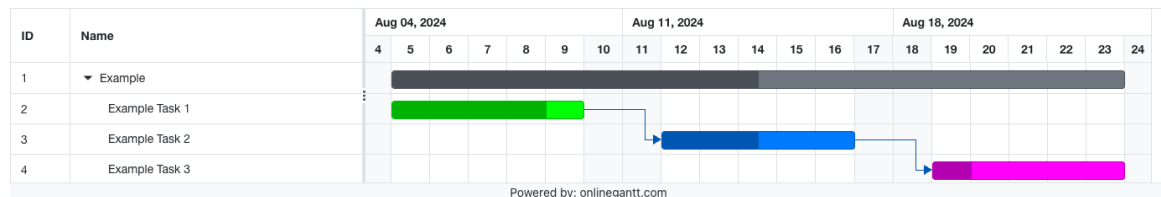


Figure 4.2: Sample Gantt Chart demonstrating schedule feasibility

Include a Gantt chart or timeline that outlines the key milestones, tasks, and dependencies for your project. This will help demonstrate the feasibility and planning of your project. Maybe we can use <https://www.onlinegantt.com/#/gantt> to create a Gantt chart as per our need.

4.3. High-Level Design of System

Provide an overview of the proposed system’s architecture and design. This should include:

4.3.1. Methodology of the proposed system

Methodology of the Proposed System: Describe the overall approach and techniques that will be used to develop the system. Design May be Structured or Object Oriented as per the approach followed.

4.3.2. Flow Charts/Working Mechanism of Proposed System

Include flowcharts or diagrams that illustrate how the system will function.

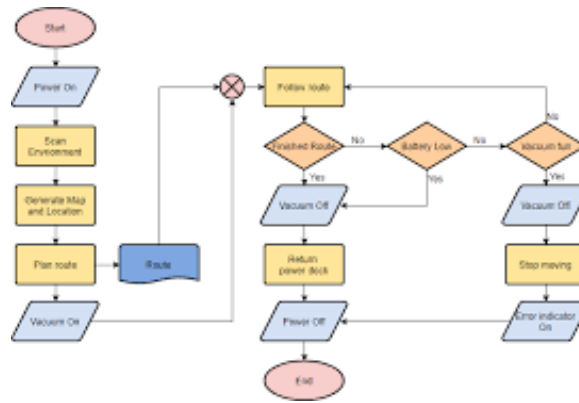


Figure 4.3: Sample flowchart

We may use online tools like <https://app.diagrams.net/> or <https://www.figma.com/> to create such diagrams but are not limited to.

4.3.3. Description of Algorithms

Explain any algorithms that will be implemented, detailing their purpose and how they contribute to solving the problem. This is mandatory.

5. Expected Output

Describe the anticipated results of the project. Explain how these outcomes will address the problem statement and meet the objectives. Discuss the potential impact or benefits of the project, including any contributions to knowledge or practical applications.

Describe the expected outcomes and deliverables of your project. Explain how the successful completion of your project will contribute to solving the problem and achieving the stated objectives. Discuss the potential benefits, impacts, or implications of your project.

References

- [1] N. Jeba, N. Harishkumar, M. Yogeshwaran, and M. A. Kumar, "Online vehicle rental system to enhance commutation," in *2021 International Conference on Advancements in Electrical, Electronics, Communication, Computing and Automation (ICAECA)*, 2021, pp. 1–5.
- [2] P. Neupane and M. Thakur, "Variational study of the impact of call graphs on precision of android taint analysis," in *Proceedings of the 16th Innovations in Software Engineering Conference*, ser. ISEC '23. New York, NY, USA: Association for Computing Machinery, 2023. [Online]. Available: <https://doi.org/10.1145/3578527.3578545>